Linda Jungberck

RIO KULTURLANDSKAPET

28 october 2025

Rif.CEDAD: 2025_0181

Results of Radiocarbon Dating

Dear sir, please find enclosed the results of the radiocarbon dating of the samples you submitted to CEDAD (AMS and radiocarbon dating facility, University of Lecce, Italy) and listed in Table 1.

Sample ID	*CEDAD Code*	*Proveneance*
P2-A4	**LTL 34547**	
P3-A3	**LTL 34548**	
P5-A1	**LTL 34549**	

TABLE 1. SUMMARY OF THE DATED SAMPLES.

Macro contaminants were removed from the samples by mechanical handpicking under optical microscope. The selected portion of the samples was treated in order to chemically remove any possible source of contamination.

The purified sample material was then converted to carbon dioxide by combustion in sealed quartz tubes. The obtained carbon dioxide was converted at 550°C into graphite by using ultrahigh purity Hydrogen as reducing medium and 2 mg iron powder as catalyst. The sample yielded enough graphite to allow an accurate determination of the radiocarbon age by the accelerator mass spectrometer.

The radiocarbon concentrations have been determined in the accelerator mass spectrometer by comparing the ^{12}C, ^{13}C currents and the ^{14}C counts obtained from the

samples with those obtained from standard materials supplied by IAEA (International Atomic Energy Agency) and NIST (National Institute of Standard and Technology).

The "conventional radiocarbon age" was calculated with a $\delta^{13}C$ correction based on the $^{13}C/^{12}C$ ratio measured directly with the accelerator. For the estimation of the measurement uncertainty (standard deviation) both the radioisotope counting statistics and the scattering of the data have been taken into account. The larger of the two is given as final error in Table 2.

The conventional radiocarbon ages have been calibrated, when possible, in calendar ages by using the last internationally accepted calibration curva (INTCAL2020) for atmospheric data.

Sample	*Radiocarbon Age (BP)*
LTL 34547	**2654±30**
LTL 34548	**2750±30**
LTL 34549	**1090±30**

TABLE 2. MEASURED VALUES.

(**) The listed values of the carbon stable isotopes fractionation term ($\delta^{13}C$) are measured by AMS. These values can differ from the natural fractionation and from those measured by IRMS.

The conventional radiocarbon ages of the samples were converted into calendar years by using the software OxCal Ver. 3.5 based on the last atmospheric dataset [Reimer PJ, et al. 2013 *Radiocarbon* 55 No. 4-1869-1887]. The results of the calibration are reported in the following figures.

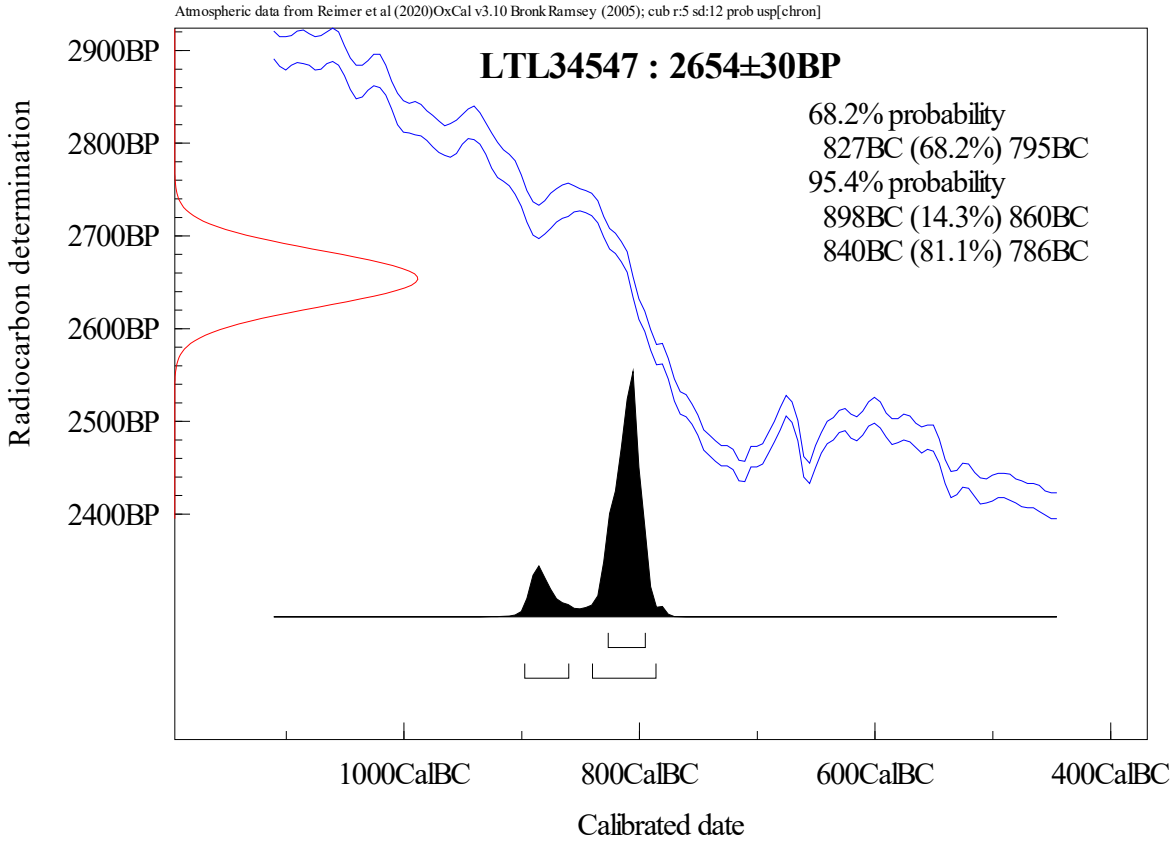

CEDAD - CEntro di DAtazione e Diagnostica
Dipartimento di Matematica e Fisica "Ennio de Giorgi", Università del Salento
c/o Cittadella della Ricerca, S.S. 7 per Mesagne, Km. 7 +300, 72100 Brindisi
Tel. +39 0832 295050 FAX +39 0832 295058
e-mail: cedad@unisalento.it
web: www.cedad.unisalento.it

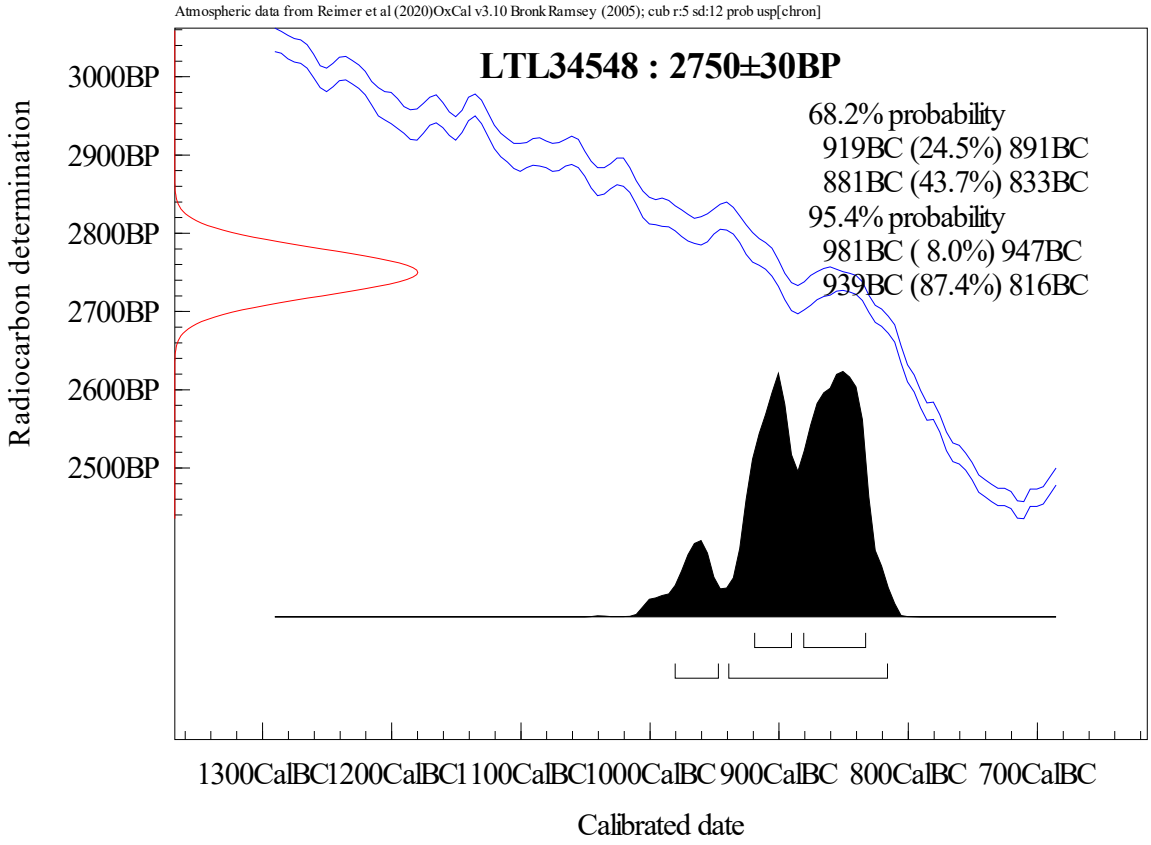

CEDAD - CEntro di DAtazione e Diagnostica
Dipartimento di Matematica e Fisica "Ennio de Giorgi", Università del Salento
c/o Cittadella della Ricerca, S.S. 7 per Mesagne, Km. 7 +300, 72100 Brindisi
Tel. +39 0832 295050 FAX +39 0832 295058
e-mail: cedad@unisalento.it
web: www.cedad.unisalento.it

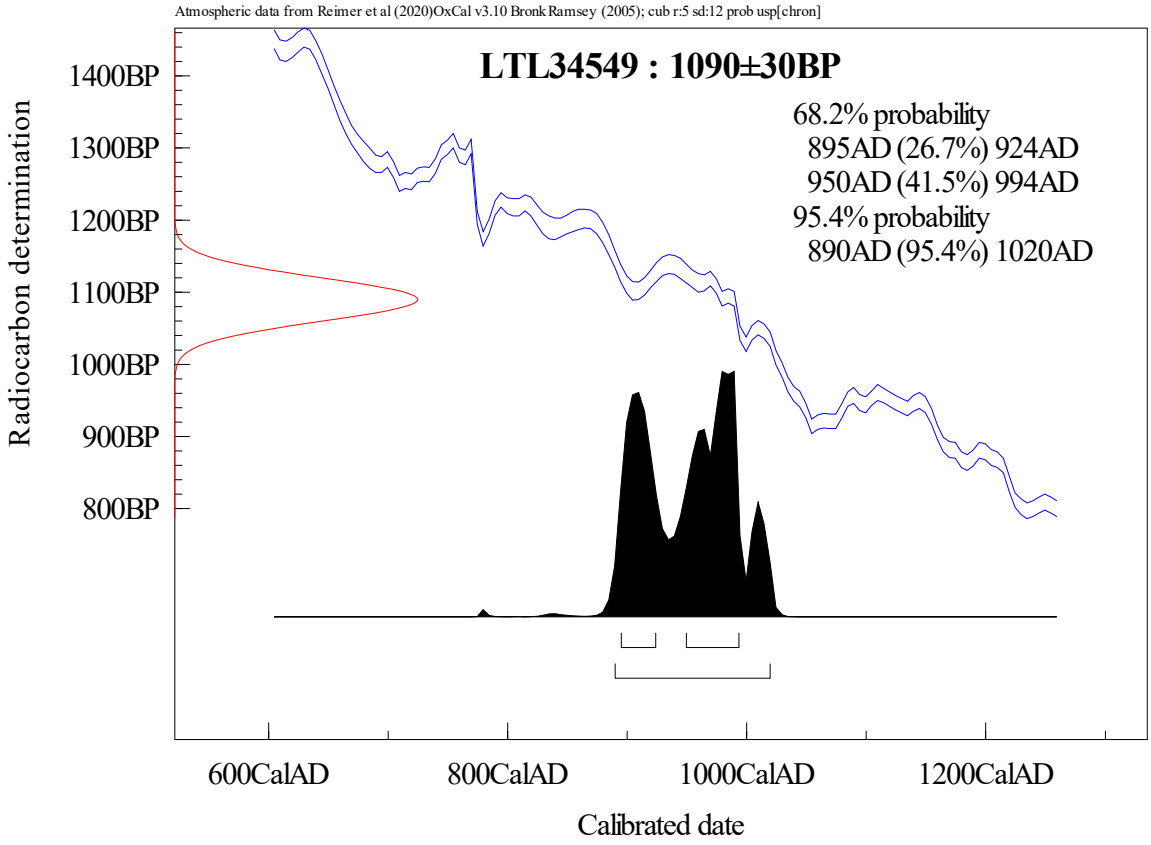

Best Regards,

Prof. Dr. Lucio Calcagnile

Director, Centro di Fisica Applicata, Datazione e Diagnostica dell'Università del Salento

CEDAD - CEntro di DAtazione e Diagnostica
Dipartimento di Matematica e Fisica "Ennio de Giorgi", Università del Salento
c/o Cittadella della Ricerca, S.S. 7 per Mesagne, Km. 7 +300, 72100 Brindisi
Tel. +39 0832 295050 FAX +39 0832 295058
e-mail: cedad@unisalento.it
web: www.cedad.unisalento.it